



## Bibliometric Analysis of Cooperative Leadership Using Vosviewer Application

Siti Rosmayati<sup>1</sup>, Arman Maulana<sup>2</sup>

<sup>1</sup> Piksi Ganesha Polytechnic, Indonesia. Email: [siti.rosmayati91@gmail.com](mailto:siti.rosmayati91@gmail.com)

<sup>2</sup> Piksi Ganesha Polytechnic, Indonesia. Email: [armandjexo@gmail.com](mailto:armandjexo@gmail.com)

Corresponding Author: [siti.rosmayati91@gmail.com](mailto:siti.rosmayati91@gmail.com)

**Abstract:** This study aims to systematically analyze and demonstrate bibliometric analysis of data step by step using VOSViewer. A step-by-step analysis is provided to make first-time users access and utilize VOSViewers more easily. This study provides data analysis regarding Cooperative leadership so far by utilizing the mapping tool in VOSViewer. The method used is descriptive qualitative to describe the performance of bibliometric analysis by producing network visualizations of selected topics. From the search results, 25 relevant journals were found that were published in the last three years, which were then grouped into three categories according to the year of publication. After grouping journal data, researchers found that the number of articles published on the topic of cooperative leadership from 2019 to 2023 was 114 items. As a result, it is concluded that cooperative leadership is a field that can be combined with other fields to be studied. It's a way of showing lots of opportunities to discover new things to define a theme. Furthermore, this analysis is expected to be a source for researchers to conduct research and determine research themes.

**Keywords:** Bibliometrics, Cooperative Leadership, Organizational Management, Vosviewer.

### INTRODUCTION

Cooperative organizations are institutions operating in the business (economic) sector whose formation is essentially based on self-reliance through solidarity, enterprise and individuality. In running cooperative organizations and companies, implementation and supervision functions need to be delegated to (elected) members. Members elected on behalf of all members are given the authority to manage cooperative organizations, including cooperative companies, as well as supervise the implementation of executive functions.

There are 3 (three) types of Cooperative Leaders, 1) Managers who manage the activities of Cooperative organizations and cooperatives; 2) Supervisors who carry out management oversight functions in carrying out their implementation functions; 3) Managers who receive delegation of authority to carry out company executive functions from management in a more operational manner.

A leader in a cooperative is also an entrepreneur. On the one hand, it functions to develop Cooperative companies as successful economic institutions, and on the other hand, they are also tasked with supporting member businesses in an efficient manner in connection with the task of improving Cooperative services, in accordance with predetermined objectives. and determined by the Cooperative member group. For this reason, the leadership of the Cooperative organization in making the Cooperative company a success, has at least two responsibilities and obligations, namely: 1) Developing the Cooperative as an efficient economic/business institution, which is successful in market competition (and thus, at least has the skills a business that is also owned by the head of a similar business organization); and 2) Support members' business activities efficiently and in connection with this, act as entrepreneurs who carry out service improvements.

Considering the complexity of leadership in Indonesia, the author is interested in conducting research on cooperative leadership which helps map variables for a study by comparing leadership in several countries through the Vosviewer application. As most often used when referring to leadership in managing an organization a series of activities that include improvement, maintenance, or management development.

Along with the rapid development of technology, bibliometric analysis featuring visual mapping tools is urgently needed, especially in the scientific field. Therefore, software as an important component of a modern science ecosystem that has scientific application goals must be designed to assist scientific tasks. One application software that can help researchers as a mapping tool is VOSviewer. In this case, the mapping tool is useful for obtaining various information related to the development of knowledge that has been carried out (Nandiyanto and Al Husaeni, 2021) . VOSviewer is software used to analyze the novelty of research. It also helps to visualize the bibliography (containing title, authors, journals, etc.). Bibliography comes from the Ancient Greek words, namely "bilio" (book) and "graphies" (writing). Therefore, a bibliography can be defined as a list of articles, books and magazines that usually cover a particular topic (Beebe, 2021) .

VOSviewer software plays an important role in data processing related to data collection, formation, management, analysis, simulation, etc. (Beebe, 2021) . With this software, scientists can also discover new things in research because this application can represent the impact of certain topics. In addition, after entering the data, this application is also able to find new trends, keywords, and the frequency of the evolution process of a particular topic. In addition, the VOSviewer software is useful for presenting bibliographic visualizations. In the world of research, VOSviewer is used for bibliometric analysis, looking for research areas that still have opportunities to be researched and connected for updates, as well as looking for library materials that are most widely used in the field in question.

In addition to the relevance of cooperative leadership, it is necessary to investigate terms in the field of corporate organizational management research to produce a policy model. Therefore, discovering new things in leadership research is important. So, the writer examines leadership in managing and using vosviewer's new trend.

Previous studies on VOSviewer in various fields have been carried out. Many studies have discussed bibliometric analysis. Eck and Watman (2010) conducted research on VOSviewer as a computer program for bibliometric mapping. Eck and Watman conducted an analysis of the use of the VOSviewer software and the technical implementation of the software. In using VOSviewer as an object of research to show research activities. Wu et al. (2020) also conducted research using the VOSviewer software application. In his study, VOSviewer was used to determine which scientist wrote an article on a topic. Meanwhile regarding the global trend of sacral fracture surgery on VOSviewer. The aim of this article is to analyze and demonstrate a systematic step-by-step analysis of bibliometric data using VOSviewer. The method used is descriptive qualitative which explains bibliometric analysis of performance by producing network visualizations of the topics to be selected.

## METHODS

The method used by the author is descriptive qualitative to describe the data used in this research (Sugiyono, 2013). Journal data collection, based on research from publications related to the keyword cooperative leadership. To collect data, the author used the Science Direct Journal and Book website references. On the website, authors can select related articles or journal data. Science Direct is a database containing a collection of quality full-text documents that have been peer-reviewed by Elsevier. Science Direct was used to conduct a literature review of the selected theme. So a similar research database will be obtained. Journals related to the selected topic ranged between 2021–2023 and 25 articles were found within that time period. The collected data is then input into VOSviewer. After the data is entered, it is processed so that it matches the desired or selected keywords. VOSviewer then converts the entered data into a map of interconnected data. Journal criteria are taken from journal data that has been indexed by Scopus, Google Scholar and matched with the topic needed for this research search, Cooperative Leadership. Then enter the data into VOSviewer. Once entered, the data is processed to match the desired or selected keywords. What's more, VOSviewer then converts the incoming data into an interconnected data map. Next, the author examined differences in the number of publications, citations, journal titles, journal sources, year of publication, categorizing the top 25 article clusters in the Science Direct search. Then enter the data into VOSviewer. Once entered, the data is processed to match the desired or selected keywords. What's more, VOSviewer then converts the incoming data into an interconnected data map. Next, the author examined differences in the number of publications, citations, journal titles, journal sources, year of publication, categorizing the top 25 article clusters in the Science Direct search. Then enter the data into VOSviewer. Once entered, the data is processed to match the desired or selected keywords. What's more, VOSviewer then converts the incoming data into a map of interconnected data. Next, the author examined differences in the number of publications, citations, journal titles, journal sources, year of publication, categorizing the top 25 article clusters in the Science Direct search.

## RESULT AND DISCUSSION

Based on data obtained from a Science Direct search, 25 articles on the topic of cooperative leadership were found published in journals between 2021 and 2023 which were indexed by Scopus. Of the 25 articles, there are 114 items that are not interconnected, so there are 114 items that are connected.

Furthermore, the table below displays data on the most cited articles in the field of Cooperative leadership.

**Table 1. Most cited Cooperative leadership articles.**

<i>NO</i>	<i>Quote</i>	<i>Author/Title</i>	<i>Source</i>	<i>year</i>
1	18	Blake, AB, Luu, VH, Petrenko, OV, Gardner, WL, Moergen, KJN, & Ezerins, ME Let's agree on what good leaders are: A literature review and meta-analysis of fit and its relationship to leadership outcomes	<i>Leadership Quarterly</i>	2022
2	16	Lin, M., Zhang, X., Ng, BCS, & Zhong, L. The dual effect of cooperative and competitive team orientations on the relationship between empowering leadership and innovative team behavior	<i>International Journal of Hospitality Management</i>	2022
3	6	Foss, NJ, Schmidt, J., & Teece, DJ Ecosystem leadership as a dynamic capability	<i>Long Term Planning</i>	2023
4	4	Singh, S., Holvoet, N., & Dewachter, S. Relational Understandings of Education and Collective Learning: Information Sharing and Advice-Seeking Behavior in a Dairy Cooperative in Gujarat, India	<i>Journal of Cooperative Organizations and Management</i> 2021	2021

<b>NO</b>	<b>Quote</b>	<b>Author/Title</b>	<b>Source</b>	<b>year</b>
5	2	Hertelendy, AJ, Chekijian, S., McNulty, E., Mitchell, CL, Grimes, JO, Durneva, P., ... Ciottotone, GR Crisis leadership: the case for inclusion in accredited Master of Public Health curriculum programs	<i>Public health</i>	2022
6	2	Rolfe, J., Akbar, D., Rahman, A., & Rajapaksa, D. Can cooperative business models overcome horizontal and vertical coordination challenges? A case study in the Australian pineapple industry	<i>Journal of Cooperative Organization and Management</i>	2022
7	2	Yada, T., & Jäppinen, A.-K. Principals' perceptions of collective competence in the context of shared leadership	<i>Teaching and Teacher Education: Leadership and Professional Development</i>	2022
8	1	Crosweller, M. Disaster management leadership and the need for benevolence, mindfulness, and practical wisdom	<i>Advances in Disaster Science</i>	2022
9	1	Dinić, B.M., Breevaart, K., Andrews, W., & de Vries, HEXACO RE Voters' personality traits as predictors of their presidential leadership style preferences	<i>Personality and Individual Differences</i>	2023
10	1	Drouvelis, M., & Pearce, G. Leadership in the shadow of the future: Intelligence and strategic choice in an infinitely repeated game	<i>European Economic Overview</i>	2023
11	1	Eisenkopf, G., & Walter, C. Leadership with Imperfect Monitoring	<i>Quarterly Leadership</i>	2022
12	-	Collins, MD, Dasborough, MT, Gregg, HR, Xu, C., Midel Deen, C., He, Y., & Restubog, SLD Weathering the storm: An interdisciplinary review of crisis leadership	<i>Quarterly Leadership</i>	2023
13	-	Karakislak, I., Sadat-Razavi, P., & Schweizer-Ries, P. Their own cooperatives: Gender implications for renewable energy cooperatives in Germany	<i>Energy Research &amp; Social Sciences</i>	2023
14	-	Karakitapoğlu-Aygün, Z., Gumusluoglu, L., Erturk, A., & Scandura, T.A. What if authoritarian for all or some? A multi-level investigation of differentiation in teams under authoritarian leadership	<i>Business Research Journal</i>	2023
15	-	Lumby, J. Distributed leadership: a critical perspective. In R. J. Tierney, F. Rizvi, & KBT-IE of E	<i>In R.J Tierney, F. Rizvi, &amp; KBT-IE of E. (Fourth E. Ercikan (Ed.)</i>	2023
16	-	Morf, M., & Bakker, AB Ebb and flow in transformational leadership: A weekly diary study	<i>European Management Journal</i>	2022
17	-	O'Connor, FG, & Kearney, FH Leadership Lessons from the Military	<i>Clinic in Sports Medicine</i>	2023
18	-	Pearce CL, Houghton JD, Manz CC, Dillon PJ, Fugate M, & Wassenaar CL Time for a group hug? Towards a theory of shared emotional leadership in family and business	<i>Journal of Family Business Strategy</i>	2022
19	-	Pedro, H., Koentjoro, Meiyanto, S., & Andayani, B. Transformation of women's leadership through the production of naturally dyed handwoven cloth (ethnographic study of Palue weavers)	<i>Gaceta Sanitaria</i>	2021
20	-	Shen, Y., Chou, W.-J., Schaubroeck, J.M., & Liu, J. Benevolent, harmonious, and employee leadership behavior: A multi-level moderated mediation model	<i>Business Research Journal</i>	2023
21	-	Singh, A., Lim, W.M., Jha, S., Kumar, S., & Ciasullo, M.V. The state of the art of strategic leadership	<i>Business Research Journal</i>	2023
22	-	Tulus, R. Chapter 26 - The SANASA Movement—Sri Lanka: The pursuit of social order through cooperative leadership, vision, and innovation	<i>In M. Altman, A. Jensen, A. Kurimoto, R. Tulus, Y. Dongre,</i>	2020

NO	Quote	Author/Title	Source	year
			& SBT-W. APC-OP Jang (Ed.)	
23	-	Yang, P., Diaz, A., Chhabra, KR, Byrnes, ME, Rajkumar, A., Nathan, H., & Dimick, JB Surgical Leadership Competencies for Navigating Expanding Hospital Networks	<i>Journal of Surgical Research</i>	2023
24	-	Yang, Z., & Li, L. Oligopolistic Markets with multivalued leadership, follower cooperative, and inverse demand functions	<i>Operations Research Letter</i>	2022
25	-	Ye, Y., Chen, M., Wu, L.-Z., & Kwan, HK Why do they slack off in teamwork? Understanding the social loafing of frontline hospitality employees when confronted with exploitative leadership	<i>International Journal of Hospitality Management</i>	2023

Source: processed data, 2023.

From the table above it can be explained that for the highest to lowest citations the research used was the journal Blake et al. (2022) with 18 citations, Ye et al. (2023) with 16 citations, Foss et al. (2023) 6 citations, Singh, S. et al., (2021) 4 citations, Hertelendy et al. (2022); Rolf et al. (2022); Yada & Jäppinen (2022) in 2 citations, Crossweller (2022); Dinic et al. (2023); Drouvelis & Pearce (2023); Eisenkopf & Walter (2022) in 1 citation and Collins et al. (2023); Karakislak et al. (2023); Karakitapoğlu-Aygün et al. (2023); Lin et al. (2022); Lumby (2023); Morph & Bakker (2022); O'Connor & Kearney (2023); Pearce et al. (2022); Pedro et al. (2021); Shen et al. (2023); Singh, A. et al. (2023); Sincere (2020); Yang, P. et al. (2023); Yang, Z. & Li, (2022) not cited.

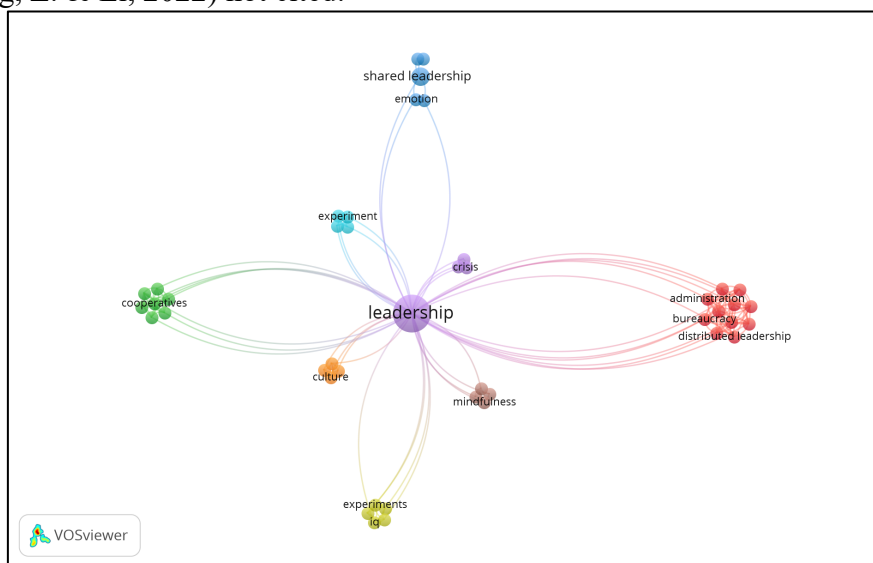



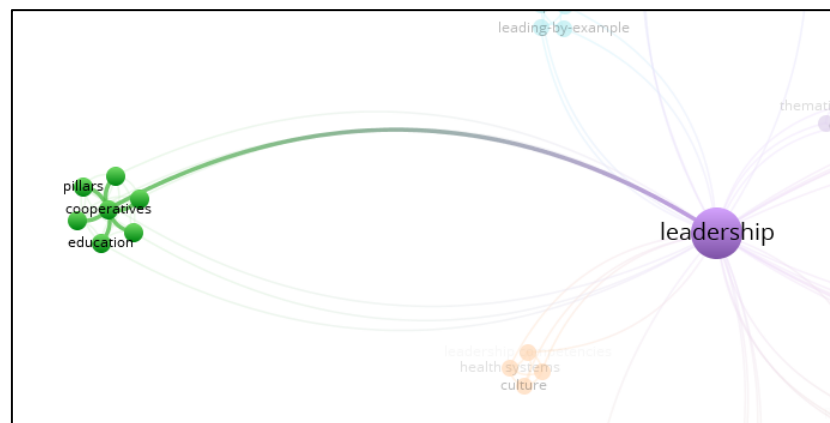
Figure 1. Visualization of the cooperative leadership network.

In Figure 1 the network visualization shows four clusters, cluster 1 is red, cluster 2 is green, cluster 3 is blue, cluster 4 is yellow, cluster 5 is purple, cluster 6 is turquoise, cluster 7 is orange and cluster 8 is brown. Each ball size and spacing term is a visual representation of the joint strength values given in the table (Van Eck and Waltman, 2010) . Next, a data set of research articles was collected to analyze the relationship between the terms that spearhead the variable roots of many cluster indicator opportunities to become novelties in research.



**Figure 2. Cluster 1 network visualization.**


The network visualization in figure 2 is red cluster 1 which has 11 items namely administration, bureaucracy, discrimination, distributed cognition, distributed leadership, exclusion, management, power, professionalism, race and Weber. Where leadership is central, total link 11, accuracy 1, connects 7 other clusters and simultaneously connects 7 cluster 2 items with focus points on cluster 1 items namely administration, bureaucracy, discrimination, distributed cognition, distributed leadership, exclusion, management, power, professionalism, race and weber. This visualization shows that there is still little research that discusses the relationship between cooperative leadership.



**Figure 3. Visualization of cluster 2 network.**

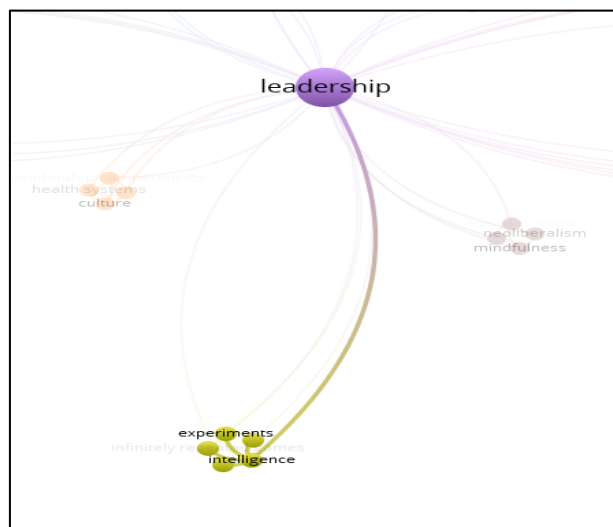
The network visualization in Figure 3 shows cluster 2 in green with 7 items, namely cooperatives, education, innovation, pillars, Sanasa, social order and sustainability. Where leadership is central, total links 7, accuracy 1, connected to 7 other cluster items and simultaneously linking 5 cluster 3 items. Here explains that research on leadership relating to cooperatives, education, innovation, pillars, sanasa, social order and sustainability is still little done by researchers.





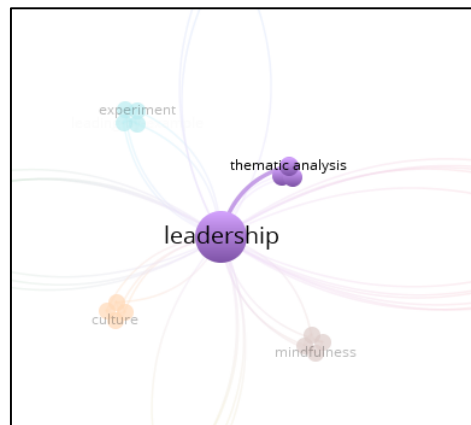
**Figure 4. Cluster network visualization3.**

The network visualization in Figure 4 shows cluster 3 in blue which has 5 items, namely collective competence, emotions, family business, principal perceptions and joint leadership. Leadership is central, total link 3, accuracy 1, connected to 5 cluster 3 items and connected to 5 cluster 4 items. This illustrates leadership related to collective competence, emotions, family business, perceptions of school principals and leadership little research has been done.




**Figure 5. Cluster network visualization 4.**

The network visualization in Figure 5 explains cluster 4 in yellow which has 5 items, namely experimentation, infinitely repeated games, intelligence, IQ, strategy elicitation. Leadership as central, total link 5, accuracy 1, related to other cluster items. So the network visualization states that leadership is related to experimentation, infinitely repeated games, intelligence, IQ, strategy elicitation is still little done.



**Figure 6. Cluster network visualization 5.**

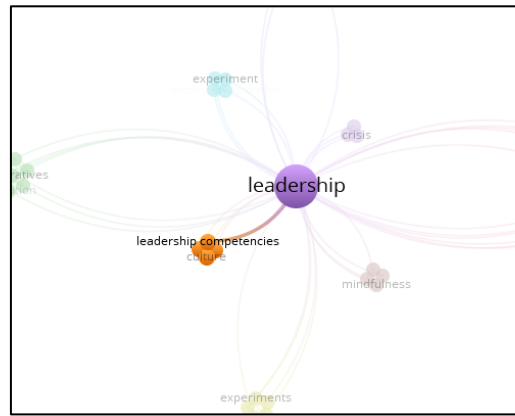
In Figure 6, if leadership in network visualization is used as central then there are 3 links with accuracy 1. Where leadership is associated with crises, thematic or crisis reviews and analysis, thematic reviews and analysis. This means from research that has been carried out by leaders related to cooperatives. Thus leadership is very broad, but there are no researchers who have examined cooperative leadership linked to the inter-clusters listed above. This is proven by the results of network visualization linked which displays data that there is no network between variables. So there are gaps that researchers can use to discover new things to determine the research theme.



**Figure 7. Cluster network visualization 6.**

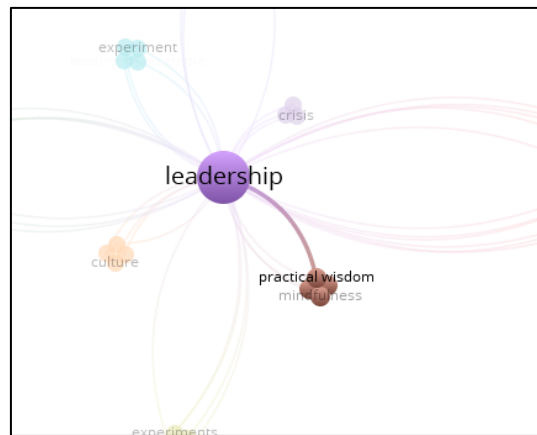
The network visualization in Figure 7 depicts cluster 6 in turquoise which has 4 items, namely experiment, leading-by-example, monitoring and punishment. Leadership as central, total link 4, accuracy 1, related to other cluster items. So the network visualization shows that there is still very little leadership related to probation, setting an example, supervision and punishment.





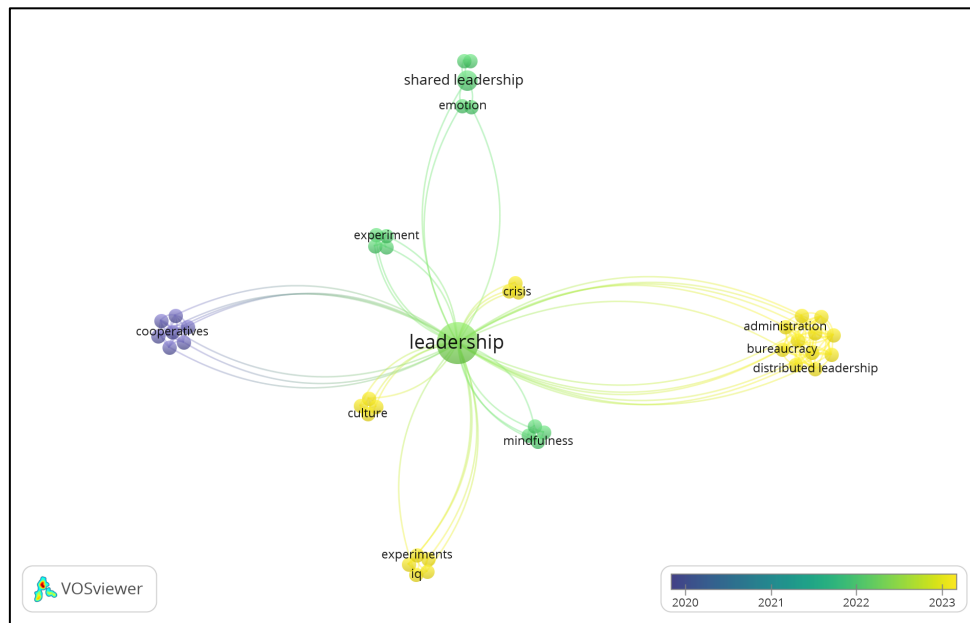
**Figure 8. Cluster network visualization 7.**

The network visualization in Figure 8 explains 7 orange clusters which have 4 items, namely culture, health system, hospital network and leadership competency. Leadership as central, total link 4, accuracy 1, related to other cluster items. So that network visualization expressing leadership related to culture, health systems, hospital networks and leadership competencies is still little done.



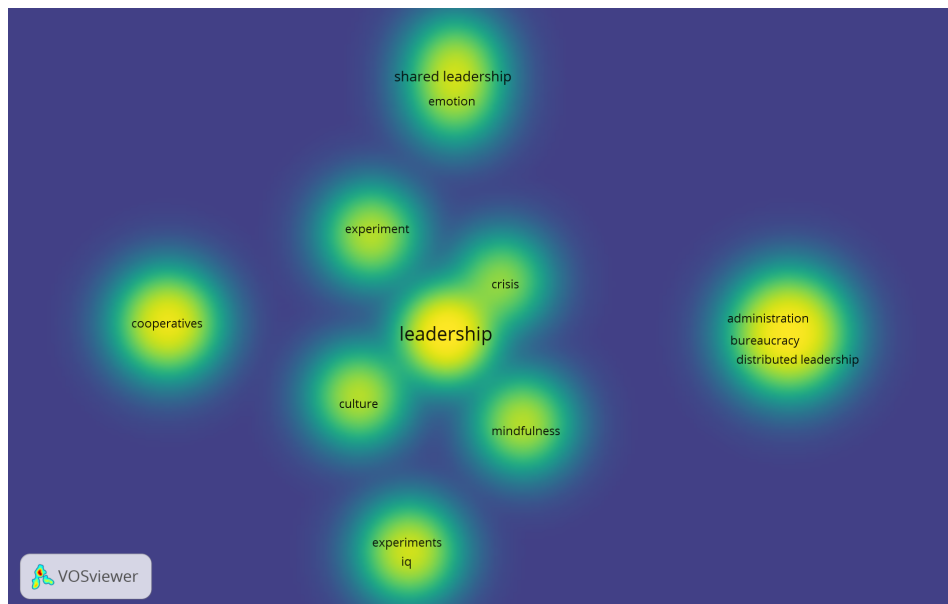
**Figure 9. Cluster network visualization 8.**

The network visualization in Figure 9 describes clusters of 8 orange colors which have 4 items, namely mindfulness, neoliberalism, practical wisdom and virtue. Leadership as central, total link 4, accuracy 1, related to other cluster items. So that the network visualization states that leadership related to awareness, neoliberalism, practical wisdom and virtue is still little practiced.



**Figure 10 . Visualization Overlay with VOSviewer software**

Furthermore, terms are color coded based on the period of publication as shown in Figure 10 above. The concept of leadership in cluster 2 cooperatives has been present in special studies since before 2020 (purple). Following the color gradation towards green, we can visually understand how researchers' attention is slowly turning to cluster 8 consciousness, cluster 6 experimentation, cluster 3 emotions, shared leadership and collective competence in 2021 and 2022 (green). Advancing the time axis for research publication opportunities which have entered 2023 (yellow) pays attention to the topics of cluster 1 administration and bureaucracy, cluster 4 experiments, cluster 5 crisis and cluster 7 culture. So from the VOSviewer overlay visualization mapping and based on publication periods that attract researchers' attention,



**Figure 11. Density Visualization with VOSviewer software**

In Figure 11, we can observe the representation of the cluster density image, broadcasting the most visited concept in the literature, correlated with the concept of leadership. Based on Van Eck and Waltman (2010) , each term has a scope related to certain

dimensions and color densities. Also, there is a certain distance between each ball. Of particular interest is the fact that the concept of "leadership" appears to have a closer relationship with mindfulness, crisis, experimentation and culture than any other item. This visual effect may be due to the fact that items that are closer to each other on the density map are in the same section of the article. Meanwhile, the most visited items based on density visualization are administration, bureaucracy and distributed leadership. So it would be interesting if the author made a study that could link one density to another density in order to discover something new.

## CONCLUSION

The aim of this research is to review the bibliometric literature on the role of the military. In the search process using the keyword Cooperative Leadership, it was found that the top 25 articles from 114 network items were not connected to each other and the largest collection of connected items consisted of 44 items. Of the 114 items, there are 41 total link strengths that mostly discuss leadership topics. The current mapping procedure is completed using VOSviewer. Based on the results of analysis and mapping with VOSviewer, there were 8 clusters identified in 5 periods, from 2019 to 2023. . So through bibliometric analysis of Cooperative leadership using the VOSviewer application, researchers who will create research titles can obtain new themes in research from the mapping results in this research.

## REFERENCES

- Beebe, N. H. (2021). Complete bibliography of publications in journals of statistical theory and practice. *Algorithms*, 630(723), 208.
- Blake, AB, Luu, VH, Petrenko, OV, Gardner, WL, Moergen, KJN, & Ezerins, ME (2022). Let's agree on what good leaders are: A literature review and meta-analysis of fit and its relationship to leadership outcomes. *Leadership Quarterly*, 33(1), 101593. <https://doi.org/https://doi.org/10.1016/j.leaqua.2021.101593>
- Collins, MD, Dasborough, MT, Gregg, HR, Xu, C., Midel Deen, C., He, Y., & Restubog, SLD (2023). Crossing the storm: An interdisciplinary review of crisis leadership. *Leadership Quarterly*, 34(1), 101661. <https://doi.org/https://doi.org/10.1016/j.leaqua.2022.101661>
- Croweller, M. (2022). Disaster management leadership and the need for benevolence, mindfulness, and practical wisdom. *Progress in Disaster Science*, 16, 100248. <https://doi.org/https://doi.org/10.1016/j.pdisas.2022.100248>
- Dinić, B.M., Breevaart, K., Andrews, W., & de Vries, R.E. (2023). HEXACO personality traits of voters as predictors of their presidential leadership style preferences. *Personality and Individual Differences*, 202, 111994. <https://doi.org/https://doi.org/10.1016/j.paid.2022.111994>
- Drouvelis, M., & Pearce, G. (2023). Leadership in the shadow of the future: Intelligence and strategic choice in an infinitely repeated game. *European Economic Review*, 152, 104372. <https://doi.org/https://doi.org/10.1016/j.eurocorev.2023.104372>
- Eisenkopf, G., & Walter, C. (2022). Leadership with Imperfect Supervision. *Leadership Quarterly*, 33(6), 101589. <https://doi.org/https://doi.org/10.1016/j.leaqua.2021.101589>
- Foss, N.J., Schmidt, J., & Teece, D.J. (2023). Ecosystem leadership as a dynamic capability. *Long Range Planning*, 56(1), 102270. <https://doi.org/https://doi.org/10.1016/j.lrp.2022.102270>
- Hertelendy, A.J., Chekijian, S., McNulty, E., Mitchell, C.L., Grimes, J.O., Durneva, P., ... Ciottono, G.R. (2022). Crisis leadership: the case for inclusion in an accredited Master of Public Health curriculum program. *Public Health*, 209, 14–18. <https://doi.org/https://doi.org/10.1016/j.puhe.2022.05.012>
- Karakislak, I., Sadat-Razavi, P., & Schweizer-Ries, P. (2023). Their own cooperatives: Gender implications for renewable energy cooperatives in Germany. *Energy Research & Social Sciences*, 96, 102947. <https://doi.org/https://doi.org/10.1016/j.erss.2023.102947>

- Karakitapoğlu-Aygün, Z., Gumusluoglu, L., Erturk, A., & Scandura, T. A. (2023). What if it is authoritarian for all or some? A multi-level investigation of differentiation in teams under authoritarian leadership. *Journal of Business Research*, 162, 113873. <https://doi.org/https://doi.org/10.1016/j.jbusres.2023.113873>
- Lin, M., Zhang, X., Ng, BCS, & Zhong, L. (2022). The dual influence of teams' cooperative and competitive orientations on the relationship between empowering leadership and team innovative behavior. *International Journal of Hospitality Management*, 102, 103160. <https://doi.org/https://doi.org/10.1016/j.ijhm.2022.103160>
- Lumby, J. (2023). Distributed leadership: a critical perspective. In R. J. Tierney, F. Rizvi, & KBT-IE of E. (Fourth E. Ercikan (Ed.) (pp. 101–108). Oxford: Elsevier. <https://doi.org/https://doi.org/10.1016/B978-0-12-818630-5.05026-0>
- Morph, M., & Bakker, A. B. (2022). Highs and lows in transformational leadership: A weekly diary study. *European Management Journal*. <https://doi.org/https://doi.org/10.1016/j.emj.2022.12.007>
- Nandiyanto, ABD, and Al Husaeni, DF (2021). Bibliometric analysis of Indonesian journal research materials using VOSviewer. *Journal of Engineering Research*. 9(ASSEEE Special Edition), 1-16.
- O'Connor, F.G., & Kearney, F.H. (2023). Leadership Lessons Learned from the Military. *Clinics in Sports Medicine*, 42(2), 301–315. <https://doi.org/https://doi.org/10.1016/j.csm.2022.11.003>
- Pearce, C.L., Houghton, J.D., Manz, C.C., Dillon, P.J., Fugate, M., & Wassenaar, C.L. (2022). Time for a group hug? Toward a theory of shared emotional leadership in and family businesses. *Journal of Family Business Strategy*, 100549. <https://doi.org/https://doi.org/10.1016/j.jfbs.2022.100549>
- Pedro, H., Koentjoro, Meiyanto, S., & Andayani, B. (2021). Transformation of women's leadership through the production of naturally dyed hand-woven fabrics (ethnographic study on Palue weavers). *Gaceta Sanitaria*, 35, S554–S557. <https://doi.org/https://doi.org/10.1016/j.gaceta.2021.07.032>
- Rolfe, J., Akbar, D., Rahman, A., & Rajapaksa, D. (2022). Can cooperative business models overcome horizontal and vertical coordination challenges? A case study in the Australian pineapple industry. *Journal of Cooperative Organization and Management*, 10(2), 100184. <https://doi.org/https://doi.org/10.1016/j.jcom.2022.100184>
- Shen, Y., Chou, W.-J., Schaubroeck, J. M., & Liu, J. (2023). Benevolent leadership, harmonious morale, and employee work behavior: A multi-level moderated mediation model. *Journal of Business Research*, 157, 113571. <https://doi.org/https://doi.org/10.1016/j.jbusres.2022.113571>
- Singh, A., Lim, W.M., Jha, S., Kumar, S., & Ciasullo, M.V. (2023). The state of the art of strategic leadership. *Journal of Business Research*, 158, 113676. <https://doi.org/https://doi.org/10.1016/j.jbusres.2023.113676>
- Singh, S., Holvoet, N., & Dewachter, S. (2021). Relational Understandings of Education and Collective Learning: Information Sharing and Advice-Seeking Behavior in a Dairy Cooperative in Gujarat, India. *Journal of Cooperative Organization and Management*, 9(2), 100150. <https://doi.org/https://doi.org/10.1016/j.jcom.2021.100150>
- Sugiyono. (2013). *Educational Research Methods (Quantitative, Qualitative and R&D Approaches)*. London: Alfabeta.
- Tulus, R. (2020). Chapter 26 - The SANASA Movement—Sri Lanka: The pursuit of social order through cooperative leadership, vision, and innovation. In M. Altman, A. Jensen, A. Kurimoto, R. Tulus, Y. Dongre, & SBT-W. APC-OP Jang (Ed.) (pp. 283–295). Academic Press. <https://doi.org/https://doi.org/10.1016/B978-0-12-816666-6.00026-4>
- Van Eck, NJ, & Waltman, L. (2010). VOSviewer Survey Software, Computer Program for Bibliometric Mapping. *Scientometrics*, 84, 523-538.

- Wu, F. et al. (2020). A new coronavirus linked to human respiratory disease in China. *Nature* 579, 265–269.
- Yada, T., & Jäppinen, A.-K. (2022). Principals' perceptions of collective competence in the context of shared leadership. *Teaching and Teacher Education: Leadership and Professional Development*, 1, 100012. <https://doi.org/https://doi.org/10.1016/j.tatelp.2022.100012>
- Yang, P., Diaz, A., Chhabra, K.R., Byrnes, M.E., Rajkumar, A., Nathan, H., & Dimick, J.B. (2023). Surgical Leadership Competencies to Navigate Expanding Hospital Networks. *Journal of Surgical Research*, 283, 76–83. <https://doi.org/https://doi.org/10.1016/j.jss.2022.10.014>
- Yang, Z., & Li, L. (2022). Oligopolistic markets with leadership, cooperative followers, and multivalued inverse demand functions. *Operations Research Letters*, 50(6), 685–692. <https://doi.org/https://doi.org/10.1016/j.orl.2022.10.009>
- Ye, Y., Chen, M., Wu, L.-Z., & Kwan, H. K. (2023). Why do they slack off on teamwork? Understanding the social loafing of frontline hospitality employees when confronted with exploitative leadership. *International Journal of Hospitality Management*, 109, 103420. <https://doi.org/https://doi.org/10.1016/j.ijhm.2022.103420>